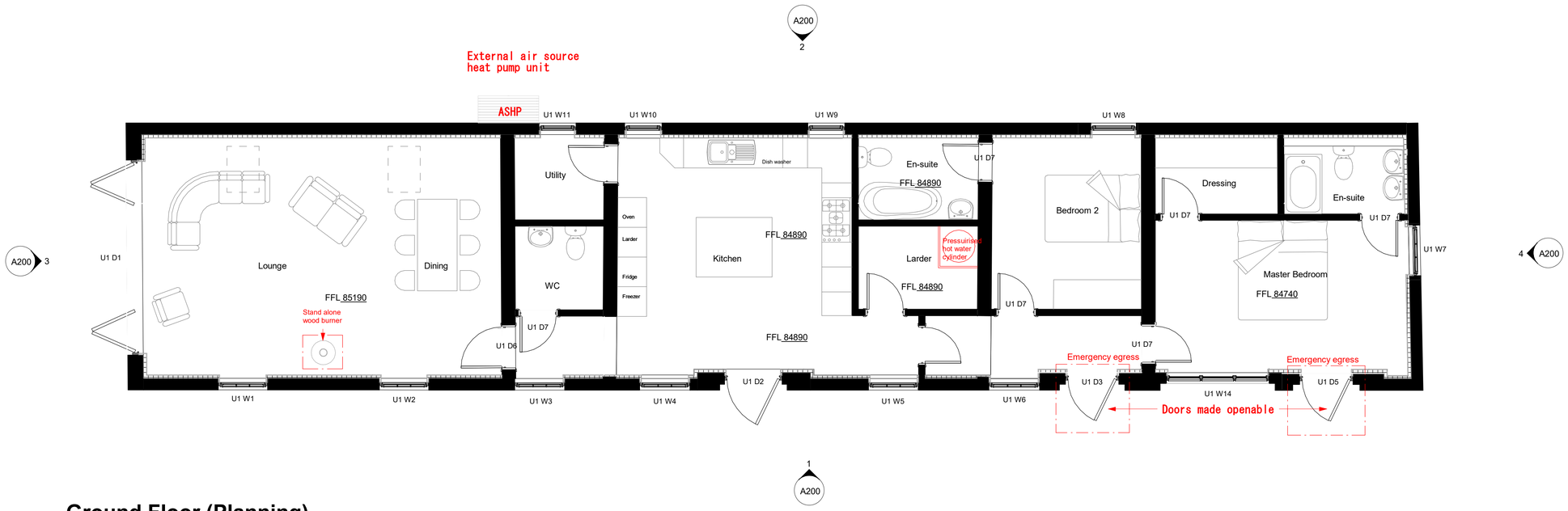

Ground Floor (Planning)

1 : 50

Roof Plan (Planning)

1 : 50

0m 1m 2m 3m 4m 5m

VISUAL SCALE 1:50 @ A1

NO DIMENSIONS TO BE SCALED FROM THIS DRAWING

This drawing is issued for the sole and exclusive use of the named recipient. Distribution to any third party is on the strict understanding that no liability is accepted by Green 4 Architects for any discrepancies, errors or omissions that may be present, and no guarantee is offered as to the accuracy of information shown

THIS DRAWING IS TO BE READ IN COLOUR PRINT

CDM - RESIDUAL RISKS

The following are considered to be significant risks relevant to this drawing, which could not be fully mitigated or removed through design. Further possible control measures have been identified within the Design Risk Assessments which may help to mitigate these and other identified risks further during the construction / maintenance process.

GENERAL

All dimensions to be checked on site. No responsibility is accepted for works by building contractor and sub-contractors.
All works to be carried out in accordants with current Codes of Practice and British Standards.

STRUCTURAL

All Structural Design and Calculations to be provided by Structural Engineer

NOTES:

CDM NOTES

IN ACCORDANCE WITH HEALTH AND SAFETY LEGAL REQUIREMENTS, AS THE DESIGNER FOR THE PROJECT A DESIGN AND RISK ASSESSMENT HAS BEEN PREPARED, PLEASE ASK IF YOU REQUIRE A COPY. THIS HAS BEEN CARRIED OUT TO BEST ABILITIES AND KNOWLEDGE AWARE TO A ACHITECTURAL TECHNICIAN.
A COMPETENT CONSTRUCTION WORKER SHOULD ALSO CARRY OUR A REVIEW OF THE HEALTH AND SAFETY MEASURES NECESSARY FOR THE DURATION OF THE CONSTRUCTION WORKS AND SAFE OF THE BUILDING THEREAFTER. THE OWNER AND OR CLIENT OF THE PROPERTY IS ALSO RESPONSIBLE FOR HEALTH AND SAFETY MATTERS RELATING TO THE OPERATIVES CONSTRUCTING THE PREMISES AND OCCUPANTS OF THE BUILDING THEREAFTER.

THERMAL BRIDGING

Care shall be taken by Contractor to limit the occurrence of thermal bridging in the insulation layers caused by gaps within the thermal element, (i.e. around windows and door openings). Reasonable provision shall also be made to ensure the extension is constructed to minimise unwanted air leakage through the new building fabric.

REVISION NOTES

Rev	Date	Description

The Barn
Hopwell Hall
Ockbrook
Derbyshire
DE72 3RW

ARCHITECTS

PROJECT NAME

Wood Farm

TYPOLOGY

Unit 1

PROJECT ADDRESS

Wood Farm, Boylestone
Ashbourne, Derbyshire,
DE6 5AA

CLIENT / USER NAME

n/a

DRAWING NAME

Unit 1 Ground Floor & Roof Plans

FULL DOCUMENT REFERENCE

Originator Project Number	Series	Drawing No	Sheet Issue Date
G40006	U1	A100	14/05/21

STATUS

PLANNING

Sheet size	Scale	Revision
A1L	1 : 50	



1 SW Elevation
1 : 50

2 NE Elevation
1 : 50



3 NW Elevation
1 : 50

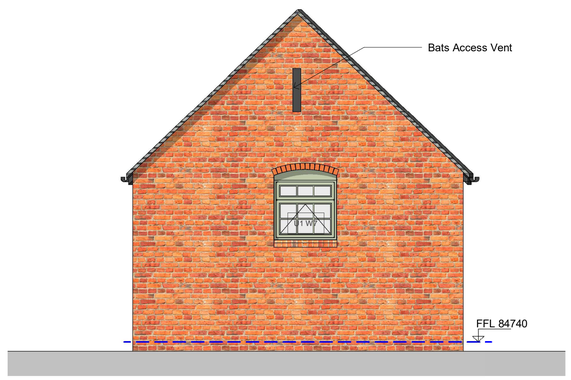

4 SE Elevation
1 : 50

0m 1m 2m 3m 4m 5m

VISUAL SCALE 1:50 @ A1

NO DIMENSIONS TO BE SCALED FROM THIS DRAWING

This drawing is issued for the sole and exclusive use of the named recipient. Distribution to any third party is on the strict understanding that no liability is accepted by Green 4 Architects for any discrepancies, errors or omissions that may be present, and no guarantee is offered as to the accuracy of information shown

THIS DRAWING IS TO BE READ IN COLOUR PRINT

CDM - RESIDUAL RISKS
The following are considered to be significant risks relevant to this drawing, which could not be fully mitigated or removed through design. Further possible control measures have been identified within the Design Risk Assessments which may help to mitigate these and other identified risks further during the construction / maintenance process.

GENERAL

All dimensions to be checked on site. No responsibility is accepted for works by building contractor and sub-contractors.
All works to be carried out in accordants with current Codes of Practice and British Standards.

STRUCTURAL

All Structural Design and Calculations to be provided by Structural Engineer

NOTES:

CDM NOTES
IN ACCORDANCE WITH HEALTH AND SAFETY LEGAL REQUIREMENTS, AS THE DESIGNER FOR THE PROJECT A DESIGN AND RISK ASSESSMENT HAS BEEN PREPARED, PLEASE ASK IF YOU REQUIRE A COPY. THIS HAS BEEN CARRIED OUT TO BEST ABILITIES AND KNOWLEDGE AWARE TO A ACHITECTURAL TECHNICIAN.
A COMPETENT CONSTRUCTION WORKER SHOULD ALSO CARRY OUR A REVIEW OF THE HEALTH AND SAFETY MEASURES NECESSARY FOR THE DURATION OF THE CONSTRUCTION WORKS AND SAFE OF THE BUILDING THEREAFTER. THE OWNER AND OR CLIENT OF THE PROPERTY IS ALSO RESPONSIBLE FOR HEALTH AND SAFETY MATTERS RELATING TO THE OPERATIVES CONSTRUCTING THE PREMISES AND OCCUPANTS OF THE BUILDING THEREAFTER.

THERMAL BRIDGING
Care shall be taken by Contractor to limit the occurrence of thermal bridging in the insulation layers caused by gaps within the thermal element, (i.e. around windows and door openings). Reasonable provision shall also be made to ensure the extension is constructed to minimise unwanted air leakage through the new building fabric.

REVISION NOTES

Rev	Date	Description

The Barn
Hopwell Hall
Ockbrook
Derbyshire
DE72 3RW

ARCHITECTS

PROJECT NAME
Wood Farm

TYPOLOGY
Unit 1

PROJECT ADDRESS
Wood Farm, Boylestone
Ashbourne, Derbyshire,
DE6 5AA

CLIENT / USER NAME
n/a

DRAWING NAME
Unit 1 Building Elevations

FULL DOCUMENT REFERENCE

Originator Project Number	Series	Drawing No	Sheet Issue Date
G40006	U1	A200	14/05/21

STATUS
PLANNING

Sheet size	Scale	Revision
A1L	1 : 50	